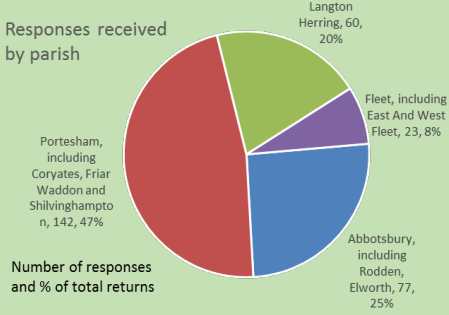


OVERVIEW

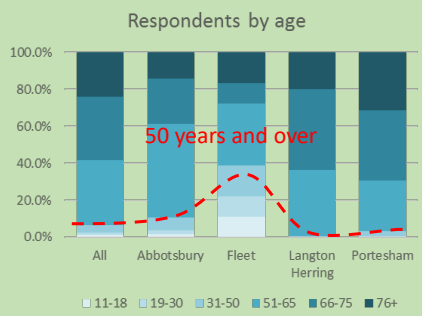
- Survey distributed to all households in October, with option to complete online or return paper copy
- 301 returns received (about 230 households)
 - 21% of the population or 36% of all households
 - Spread across all areas – but slightly lower response rate from Abbotsbury
 - Split between online (44%) and paper returns (56%)
 - Paper returns uploaded to SurveyMonkey to facilitate analysis
- Majority of responses from those aged 66+ (82%)
 - Missing clear steer from younger generation
 - Almost half of respondents had lived in the Parish for more than 20 years

Responses received by parish




Parish	Number of responses	% of total returns
Portesham, including Coryates, Friar Waddon and Shilvinghampton	142	47%
Abbotsbury, including Rodden, Elworth	77	25%
Fleet, including East and West Fleet	23	8%
Langton Herring	60	20%

Respondents by age



Age Group	All	Abbotsbury	Fleet	Langton Herring	Portesham
11-18	~2%	~2%	~2%	~2%	~2%
19-30	~2%	~2%	~2%	~2%	~2%
31-50	~10%	~10%	~10%	~10%	~10%
51-65	~20%	~20%	~20%	~20%	~20%
66-75	~30%	~30%	~30%	~30%	~30%
76+	~36%	~36%	~36%	~36%	~36%

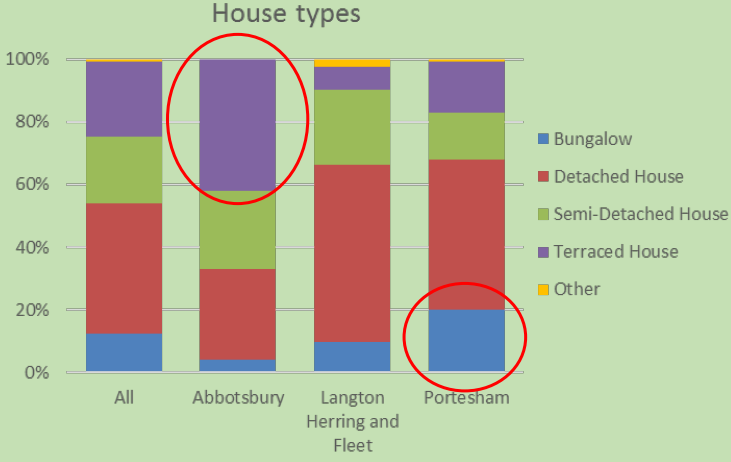
1



HOUSING STOCK


- No surprises in terms of some of the data on the current housing stock
 - Mainly detached homes
 - Abbotsbury - more terraced homes (42%)
 - Bungalows - more in Portesham (12%)
 - Bungalows favoured by older people

House types



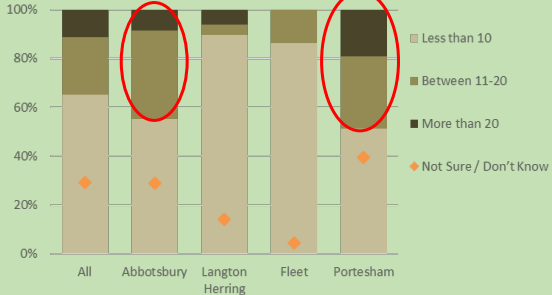
House Type	All	Abbotsbury	Langton Herring and Fleet	Portesham
Bungalow	~12%	~2%	~10%	~12%
Detached House	~42%	~30%	~55%	~48%
Semi-Detached House	~20%	~20%	~25%	~15%
Terraced House	~10%	~42%	~5%	~10%
Other	~16%	~2%	~5%	~15%

2




MORE HOMES

How much housing in each village?




- About a quarter (26%) said they expected to move / change home in the next 10 years – more so for families
- Main need – 2 / 3 bedroom homes, primarily open market
- General consensus: little appetite for more than 20 homes over 10 years in any location
- Look inside the village envelopes – green field sites least favoured option
- Ideas for possible sites put forward – as well as green spaces to protect

Where should the housing be built?



3



CONCLUSIONS

Plus Points

- Over 80% of respondents agreed that the NDP should attempt to influence the location and the appearance of any future development
- Plenty of useful data on current housing and possible needs
- Greater appetite for additional development in Abbotsbury & Portesham

Minus Points

- The views of people in the younger age groups are not represented in the survey, in particular housing needs – will need to consider implications of this
- Broad spectrum of views from each village on need for housing development

4